

Building reproducible distributed applications at scale

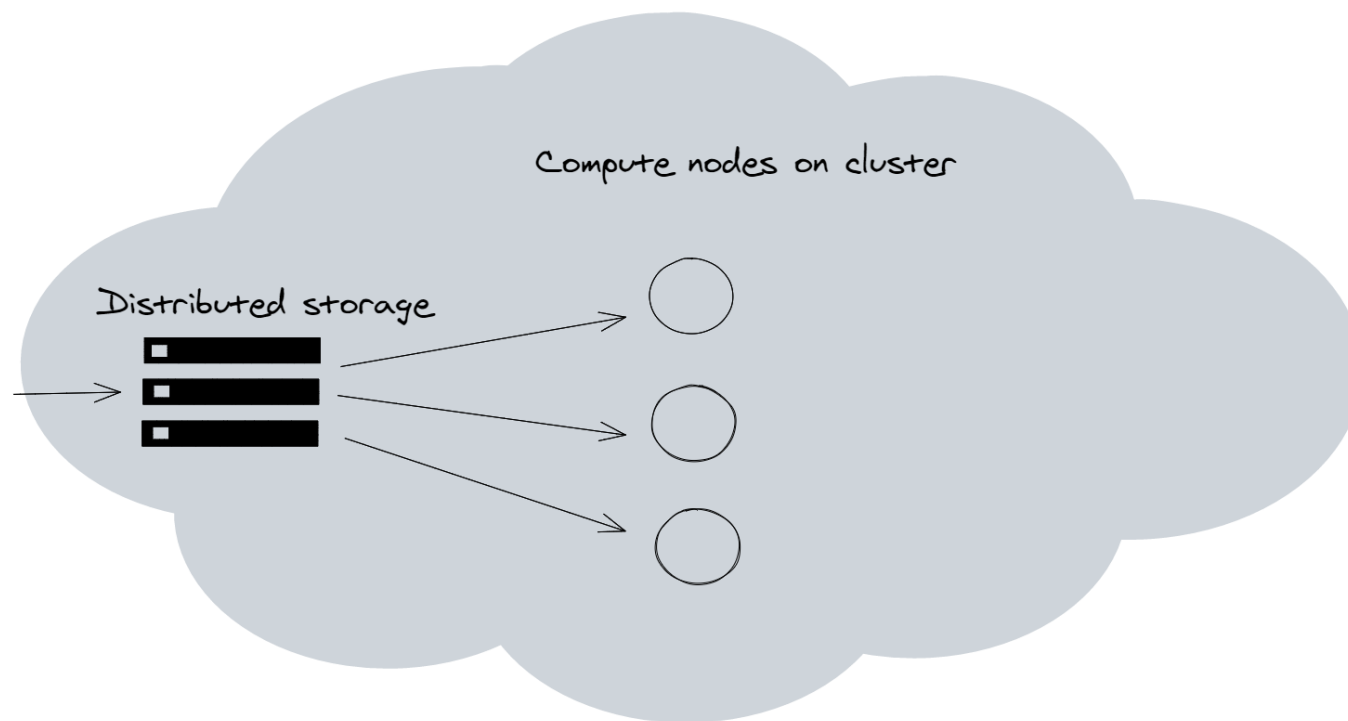
Fabian Höring, Criteo
[@f_hoering](#)



The machine learning platform at Criteo



Run a PySpark job on the cluster



PySpark example with Pandas UDF

```
df = spark.createDataFrame(  
    [(1, 1.0), (1, 2.0), (2, 3.0), (2, 5.0), (2, 10.0)],  
    ("id", "v"))  
  
def mean_fn(v: pd.Series) -> float:  
    return v.mean()  
  
mean_udf = pandas_udf(mean_fn,  
                       "double", PandasUDFType.GROUPED_AGG)  
df.groupby("id").agg(mean_udf(df['v'])).toPandas()
```

Running with a local spark session

```
(venv) [f.horing]$ pyspark --master=local[1]  
--deploy-mode=client
```

```
>>> ..
```

```
>>> df.groupby("id").agg(  
        mean_udf(df['v']))).toPandas()
```

id	mean_fn(v)
0	1.5
1	6.0

```
>>>
```

Running on Apache YARN

```
(venv) [f.horing]$ pyspark --master=yarn  
--deploy-mode=client  
>>> ..  
>>> df.groupby("id").agg(  
    mean_udf(df['v'])).toPandas()
```

[Stage 1:>

(0 + 2) / 200]20/07/13 13:17:14 WARN

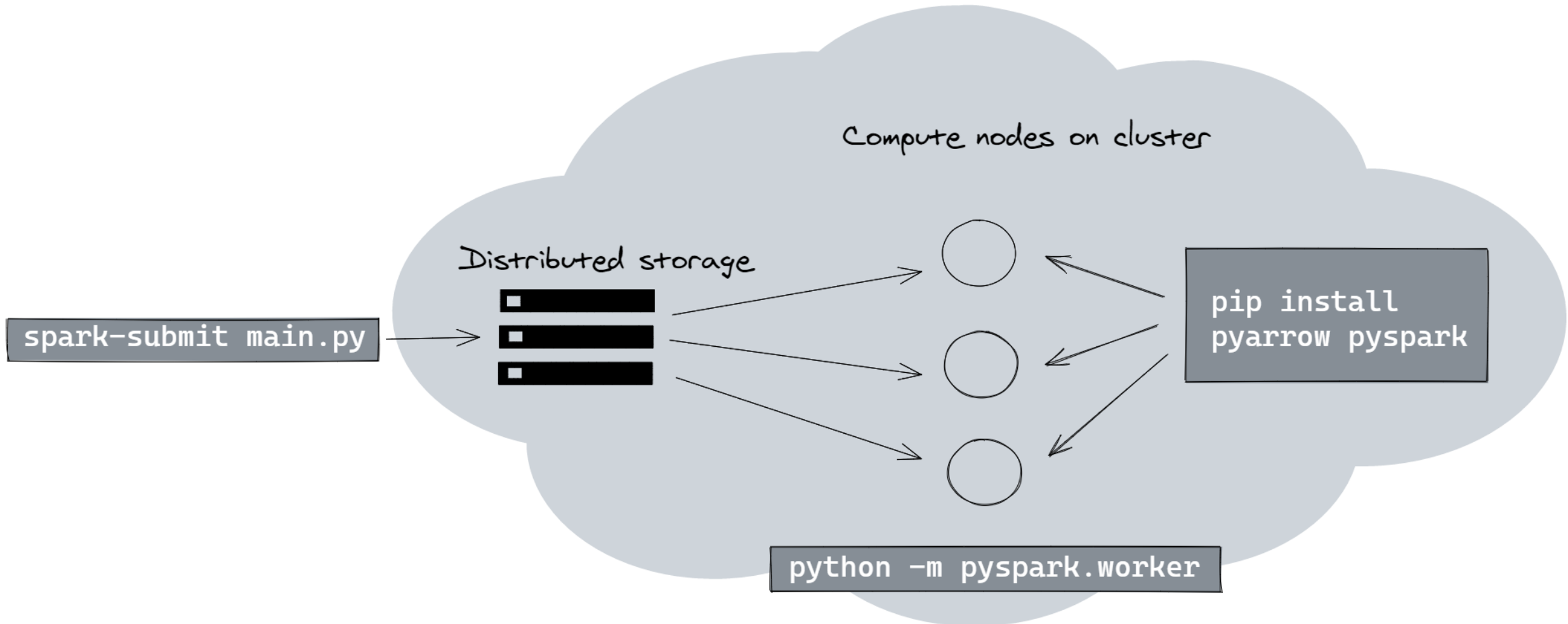
scheduler.TaskSetManager: Lost task 128.0 in stage 1.2 (TID 32, 48-df-37-48-f8-40.am6.hpc.criteo.prod, executor 4):

org.apache.spark.api.python.PythonException: Traceback (most recent call last): File "/hdfs/uuid/75495b8a-bbfe-41fb-913a-330ff6132ddd/yarn/data/usercache/f.horing/appcache/application_1592396047777_3446783/container_e189_1592396047777_3446783_01_000005/pyspark.zip/pyspark/sql/types.py", line 1585, in to_arrow_type

import pyarrow as pa

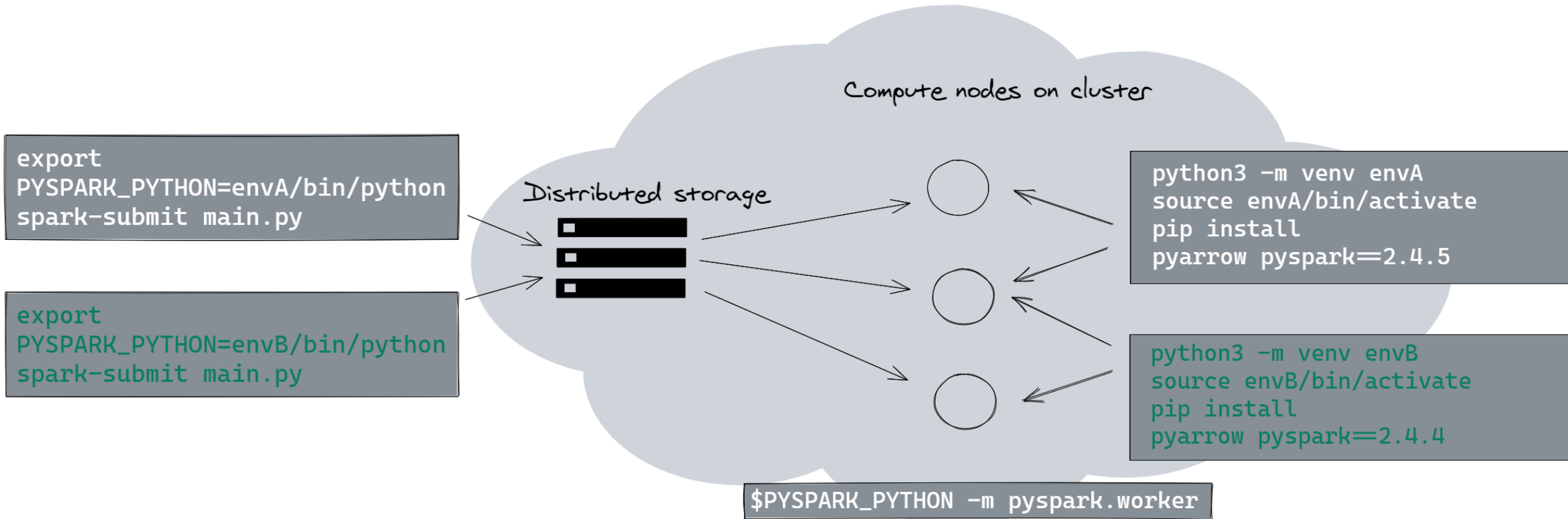
ModuleNotFoundError: No module named 'pyarrow'

Running code on a cluster installed globally



**We want to launch a new
application with another
version of Spark**

Running code on a cluster installed in a Virtual Env



A new version of Spark is released

```
(env) [f.horing]$ pip install pyspark
```

```
Looking in indexes: http://build-  
nexus.prod.crto.in/repository/pypi/simple
```

```
Collecting pyspark
```

```
  Downloading http://build-  
nexus.prod.crto.in/repository/pypi/files.pythonhosted.org/ht  
tps/packages/8e/b0/bf9020b56492281b9c9d8aae8f44ff51e1bc91b3e  
f5a884385cb4e389a40/pyspark-3.0.0.tar.gz (204.7 MB)
```

File

```
"/mnt/resource/hadoop/yarn/local/usercache/livy/appcache/app  
lication_XXX/container_XXX/virtualenv_application_XXX/lib/  
python3.5/site-
```

```
packages/pip/_vendor/lockfile/linklockfile.py", line 31, in  
acquire
```

```
    os.link(self.unique_name, self.lock_file)
```

```
FileExistsError: [Errno 17] File exists:
```

```
'/home/yarn/XXXXXXXX-XXXXXXXX' ->
```

```
'/home/yarn/selfcheck.json.lock'
```

From SPARK-13587 - Support virtualenv in PySpark

Building reproducible
distributed
applications **at scale**



**One Machine Learning
model is learned with
several TB of Data**

**1000s of jobs are launched
every day with Spark,
TensorFlow and Dask**

Building **reproducible**
distributed applications at
scale



Non determinism in Machine Learning

Initialization of layer weights


Dataset shuffling

Randomness in hidden layers: Dropout

Updates to ML frameworks & libraries

**We somehow need to ship the
whole environment and then
reuse it ...**

**We could
use**

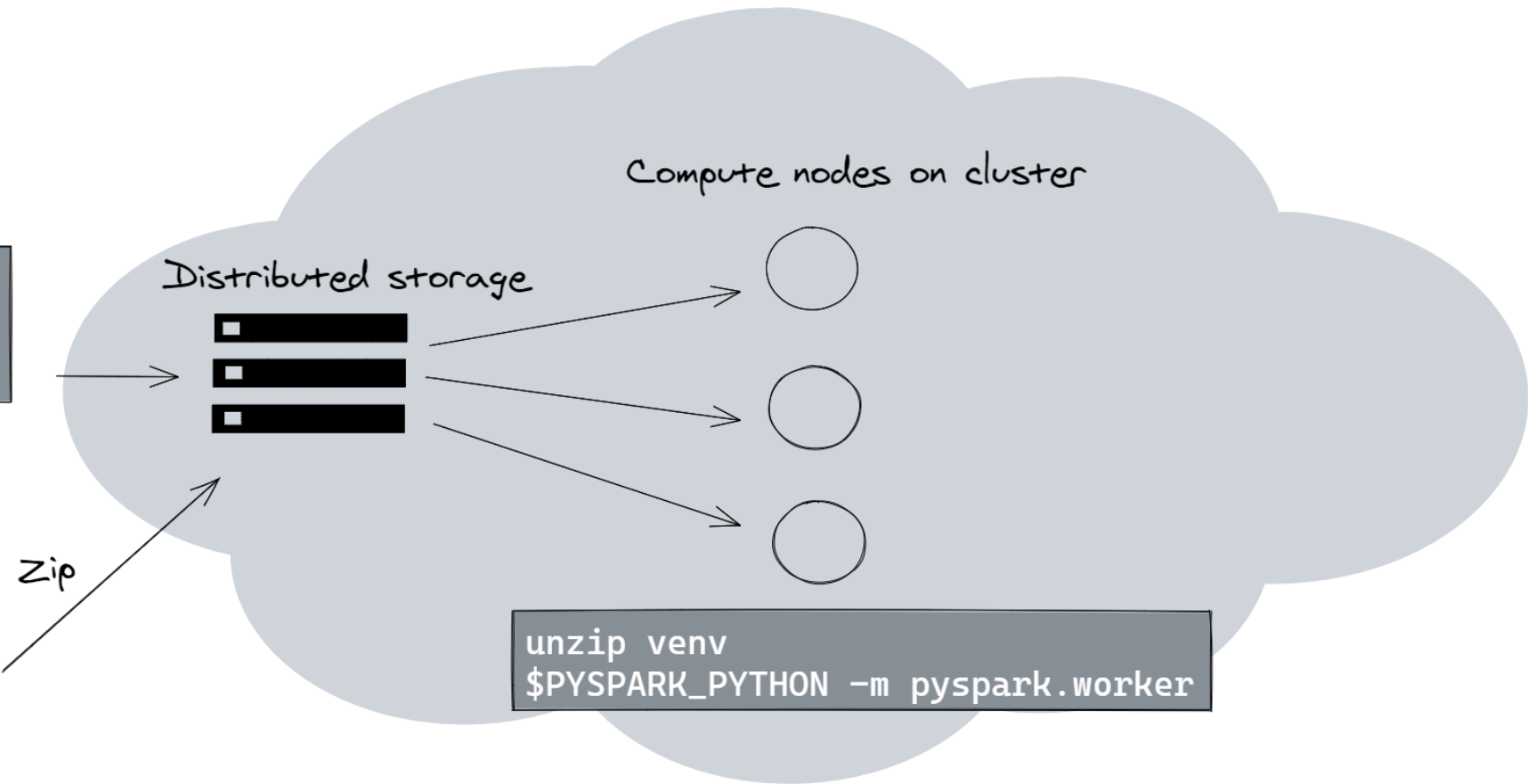


Using conda virtual envs

```
export  
PYSPARK_PYTHON=venv/bin/python  
spark-submit main.py
```

conda virtual env

```
conda create -n venv  
source activate venv  
pip install requirements.txt
```



**We use our own internal private
PyPi package repository**

Problems with using conda & pip

“ Use pip only after conda
Recreate the environment if changes
are needed
Use conda environments for
isolation.”

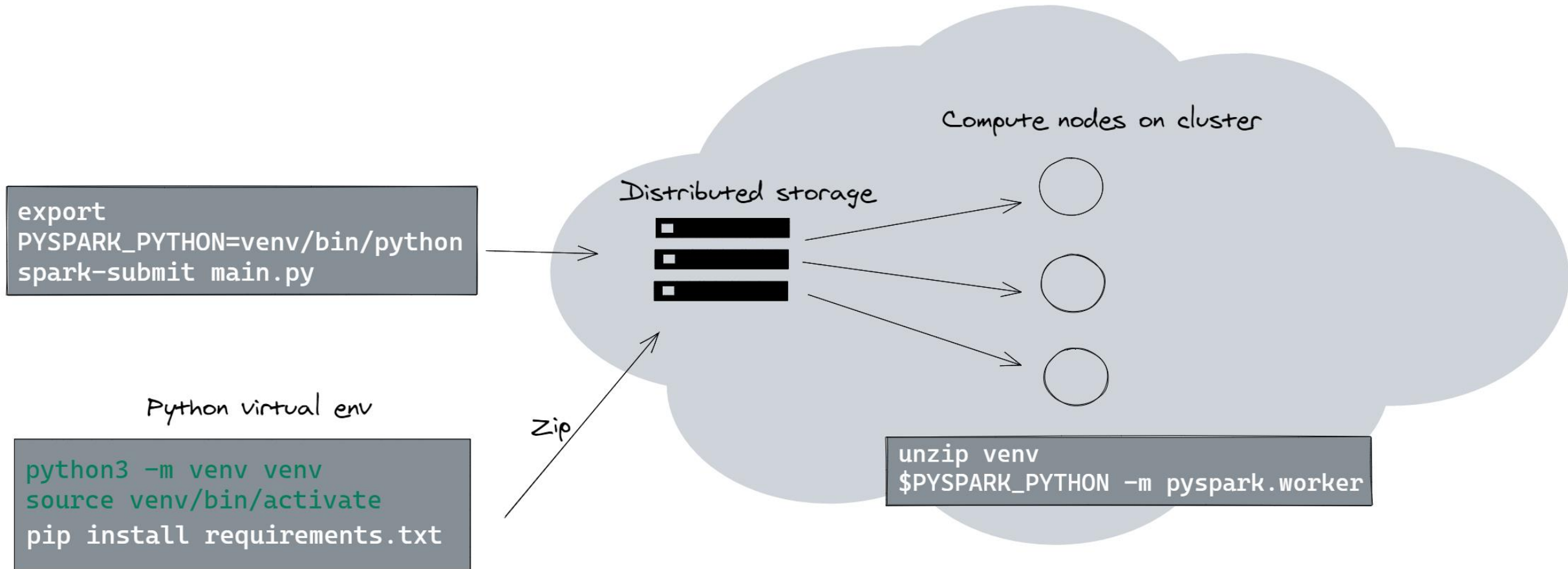
<https://www.anaconda.com/blog/using-pip-in-a-conda-environment>

Problems with using conda & pip

```
(venv) [f.horing] ~/$ pip install numpy
(venv) [f.horing] ~/$ conda install numpy
(venv) [f.horing] ~/$ conda list
# packages in environment at /home/f.horing/.criteo-conda/envs/venv:
...
mkl                2020.1                217
mkl-service        2.3.0                py36he904b0f_0
mkl_fft            1.1.0                py36h23d657b_0
mkl_random         1.1.1                py36h0573a6f_0
ncurses            6.2                  he6710b0_1
numpy              1.19.0               pypi_0        pypi
numpy-base        1.18.5               py36hde5b4d6_0
..
```


“At Criteo we use & deploy our Data Science libraries with Python standard tools (wheels, pip, virtual envs) without using the Anaconda distribution.”

Using Python virtual envs



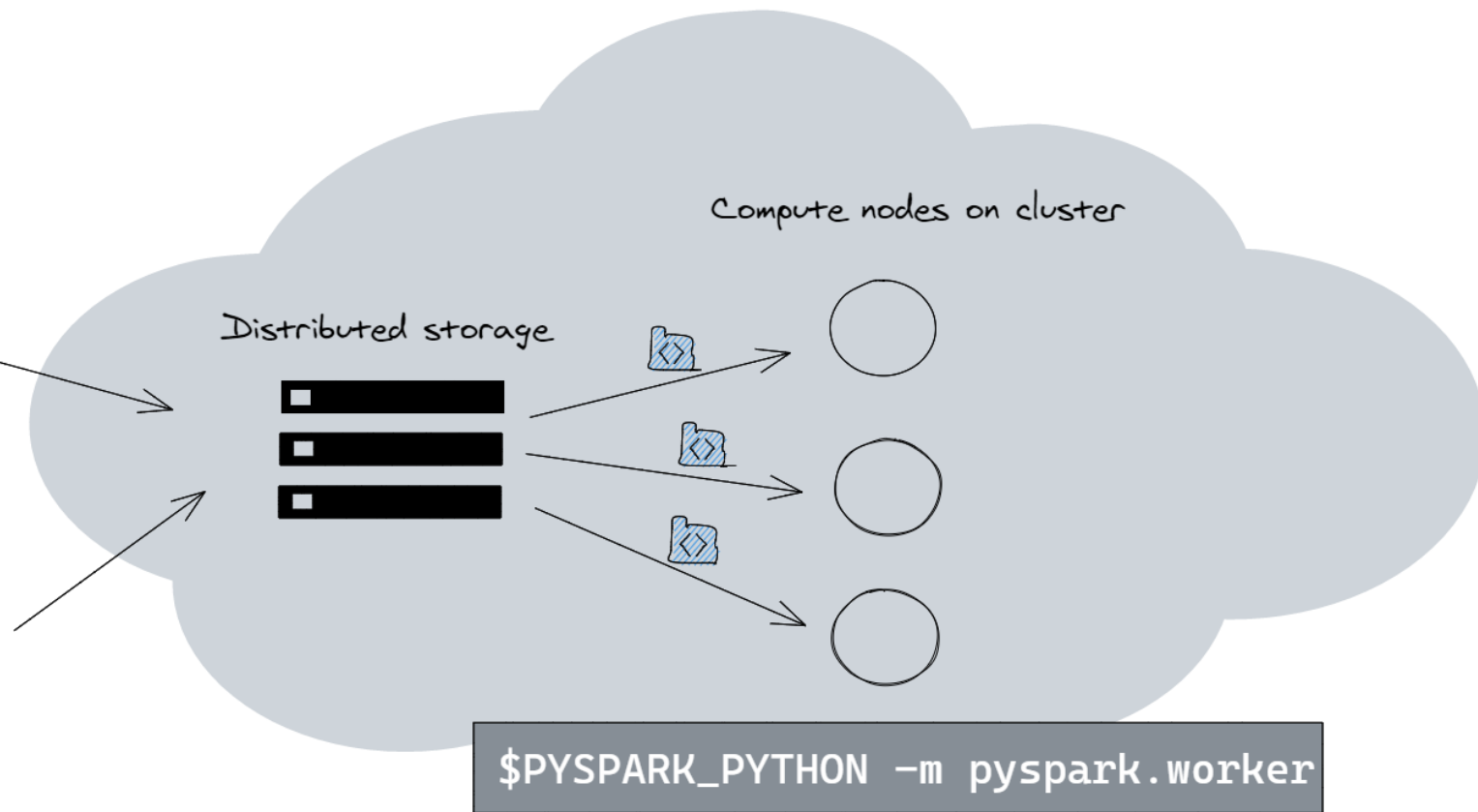
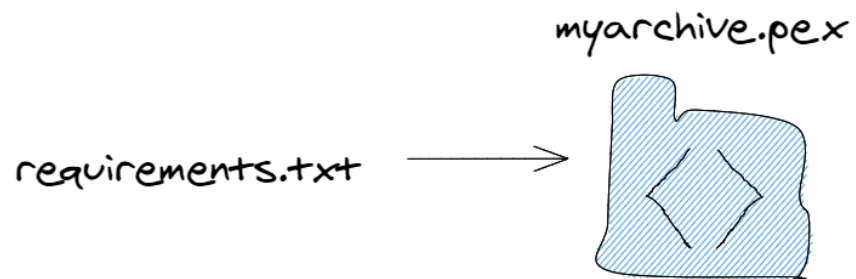
What is PEX ?

A library and tool for generating .pex (Python EXecutable) files
a self executable zip file specified in of PEP-441

```
#!/usr/bin/env python3  
# Python application packed with pex  
(binary contents of archive)
```

Using PEX

```
export  
PYSPARK_PYTHON=./myarchive.pex  
spark-submit main.py
```



Creating the PEX package

```
(pex_env) [f.horing]$ pex pandas pyarrow==0.14.1  
pyspark==2.4.4 -o myarchive.pex  
(pex_env) [f.horing]$ deactivate  
[f.horing]$ ./myarchive.pex  
Python 3.6.6 (default, Jan 26 2019, 16:53:05)  
(InteractiveConsole)  
>>> import pyarrow  
>>>
```

How to launch the pex on the Spark executors ?

```
$ export PYSPARK_PYTHON=./myarchive.pex
$ pyspark \
--master yarn --deploy-mode client \
--files myarchive.pex
>>> ..
>>> df.groupby("id").agg(
        mean_udf(df['v'])).toPandas()
```

From spark-submit to Session.builder

```
def spark_session_builder(archive):  
    os.environ['PYSPARK_PYTHON'] = \  
        './' + archive.split('/')[-1]  
    builder = SparkSession.builder  
        .master("yarn") \  
        .config("spark.yarn.dist.files",  
                f"{archive}")  
    return builder.getOrCreate()
```

Repackaging Spark code into a function

```
import pandas as pd

def mean_fn(v: pd.Series) -> float:
    return v.mean()

def group_by_id_mean(df):
    mean_udf = pandas_udf(mean_fn, ..)
    return df.groupby("id").agg(
        mean_udf(df['v'])).toPandas())
```


Python api to build & upload pex

```
def upload_env(path):  
    # create pex and upload  
    return archive
```

Putting everything to curr_package.main.py

```
archive = upload_env()
spark = spark_session_builder(archive)
df = spark.createDataFrame(
    [(1, 1.0), (1, 2.0), ..],
    ("id", "v"))
group_by_id_mean(df)
```

Running main

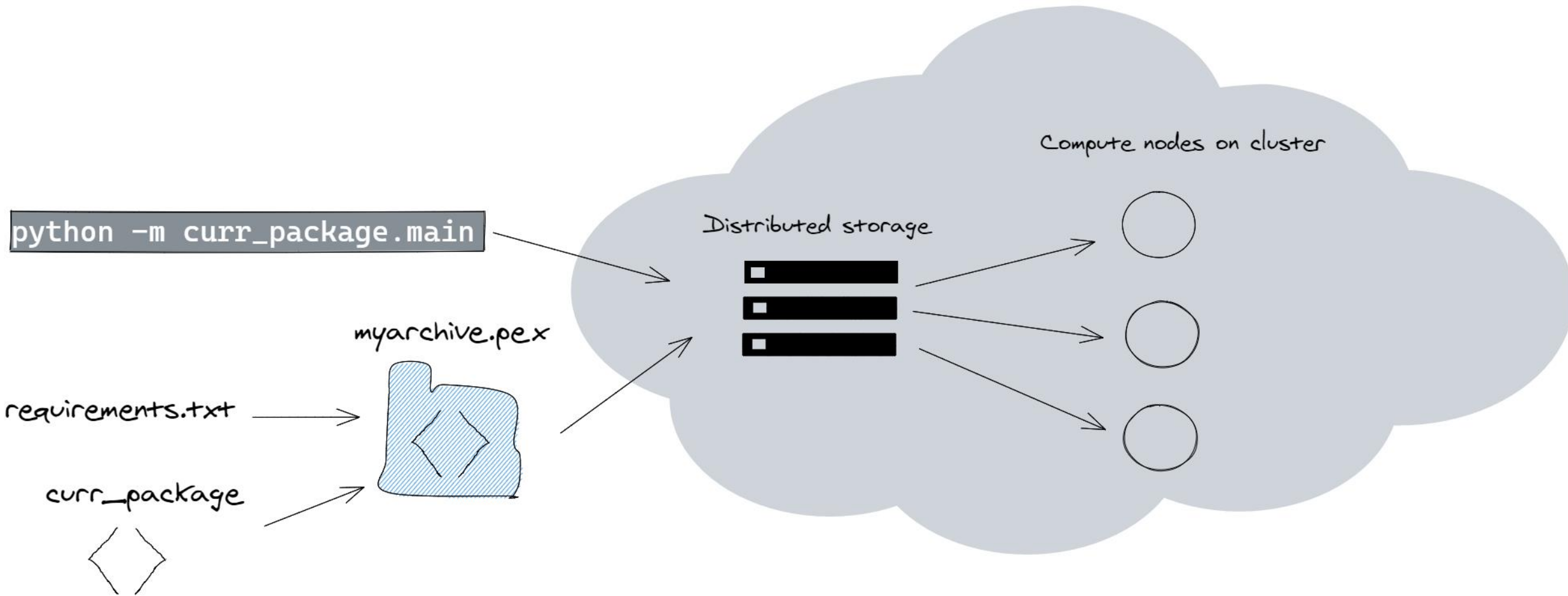
```
(venv) [f.horing]$ cd curr_package
```

```
(venv) [f.horing]$ pip install .
```

```
(venv) [f.horing]$ python -m curr_package.main
```

```
..
```

Using curr_package.main



Creating the full package all the time is **reproducible** but **slow**

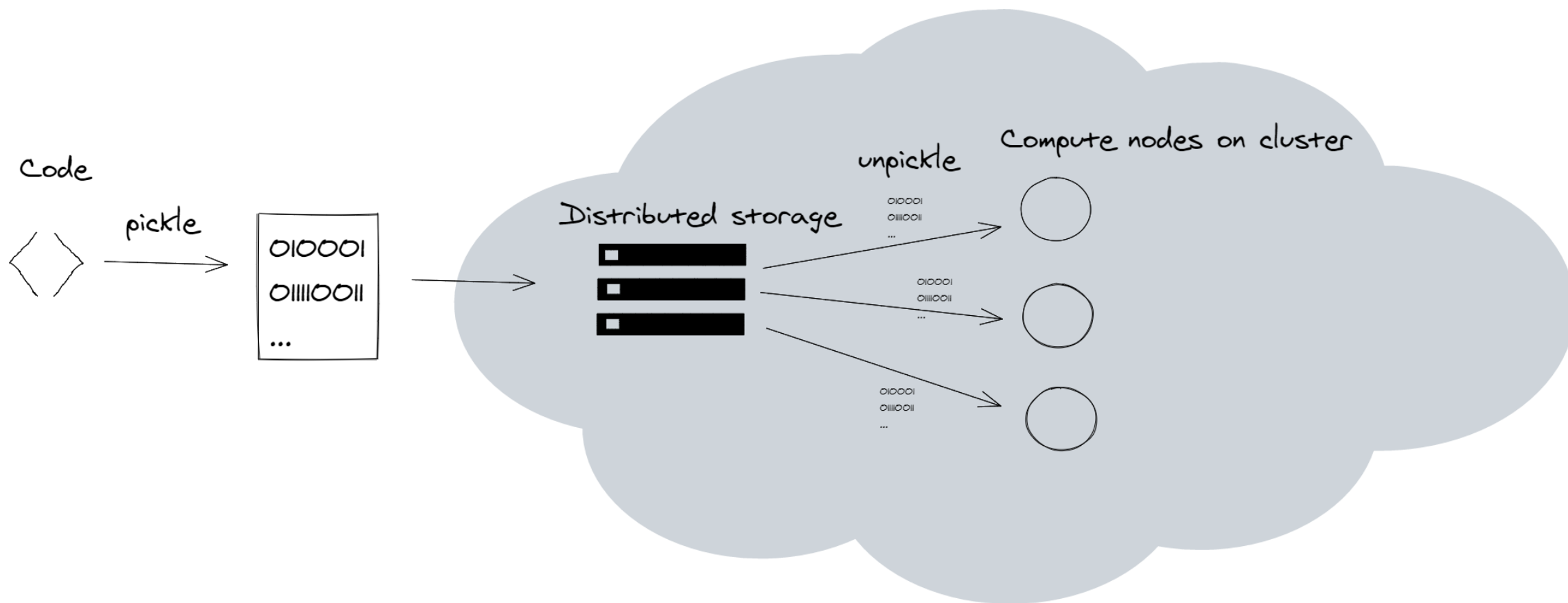
```
(pex_env) [f.horing]$ time pex curr_package  
pandas pyarrow pyspark==2.4.4 -o  
myarchive.pex
```

real	1m4.217s
user	0m43.329s
sys	0m6.997s

Separating code under development and dependencies



Pickling with cloudpickle



This is how PySpark ships the functions

```
def mean_fn(v: pd.Series) -> float:  
    return v.mean()
```

```
mean_udf = pandas_udf(mean_fn, ..)  
df.groupby("id").agg(  
    mean_udf(df['v'])).toPandas()
```


Factorized code won't be pickled

```
from my_package import main
```

```
df.groupby("id").agg(  
    main.mean_udf(df['v'])).toPandas()
```



Spark / SPARK-22674

PySpark breaks serialization of namedtuple subclasses

Q Comment

Agile Board

More ▾

▼ Details

Type:  Bug

Status:

IN PROGRESS

Priority:  Major

Resolution:

Unresolved

Affects Version/s: 2.2.0, 2.3.0

Fix Version/s:

None

Component/s: PySpark

Labels: None

▼ Description

Pyspark monkey patches the namedtuple class to make it serializable, however this breaks serialization of its subclasses. With current implementation, any subclass will be serialized (and deserialized) as its parent namedtuple. Consider this code, which will fail with `AttributeError: 'Point' object has no attribute 'sum'`:

```
from collections import namedtuple

Point = namedtuple("Point", "x y")

class PointSubclass(Point):
    def sum(self):
        return self.x + self.y

rdd = spark.sparkContext.parallelize([[PointSubclass(1, 1)]]
rdd.collect()[0][0].sum()
```

Moreover, as PySpark hijacks all namedtuples in the main module, importing pyspark breaks serialization of namedtuple subclasses even in code which is not related to spark / distributed execution. I don't see any clean solution to this; a possible workaround may be to limit serialization hack only to direct namedtuple subclasses like in <https://github.com/JonasAmrich/spark/commit/f3efecce28243380ecf6657fe54e1a165c1b7204>

Uploading the current package as zip file

```
def spark_session_builder(archive):  
  
    # upload all but curr_package  
    archive = upload_env()  
    spark = spark_session_builder(archive)  
    spark.sparkContext.addPyFile(  
        zip_path("./curr_package"))  
    return spark
```

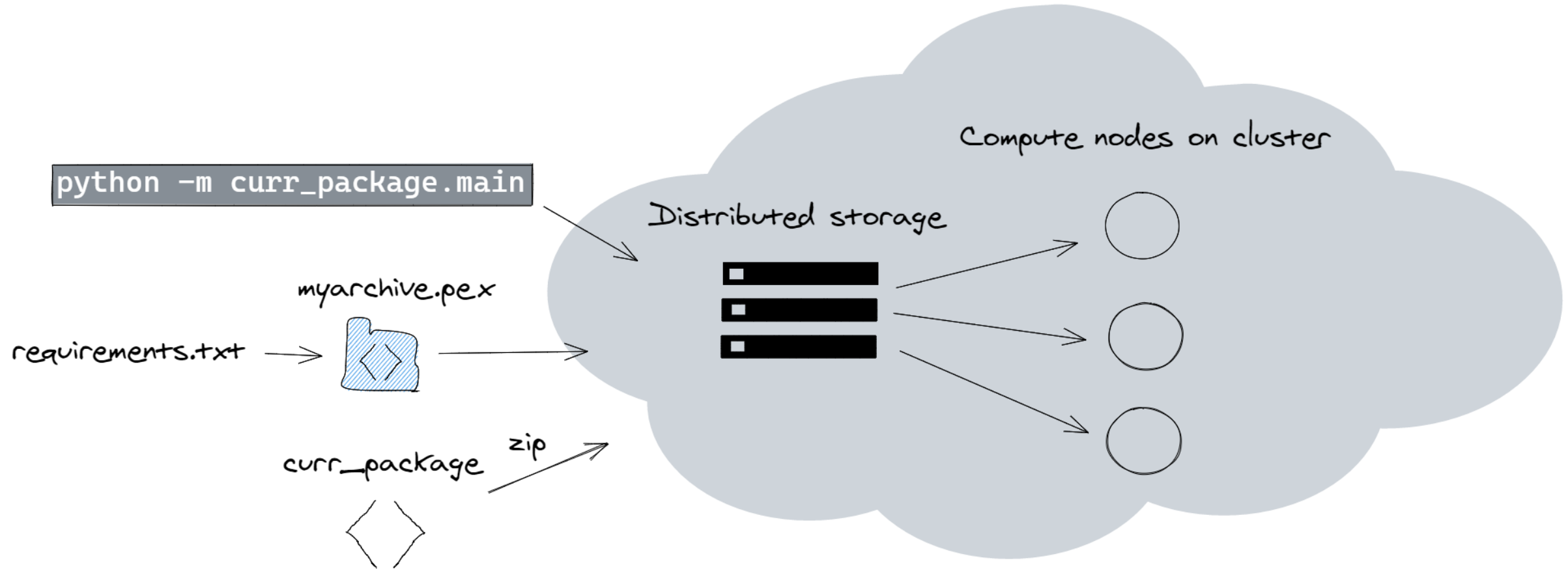
Pip editable mode

```
(venv) [f.horing]$ pip -e curr_package
```

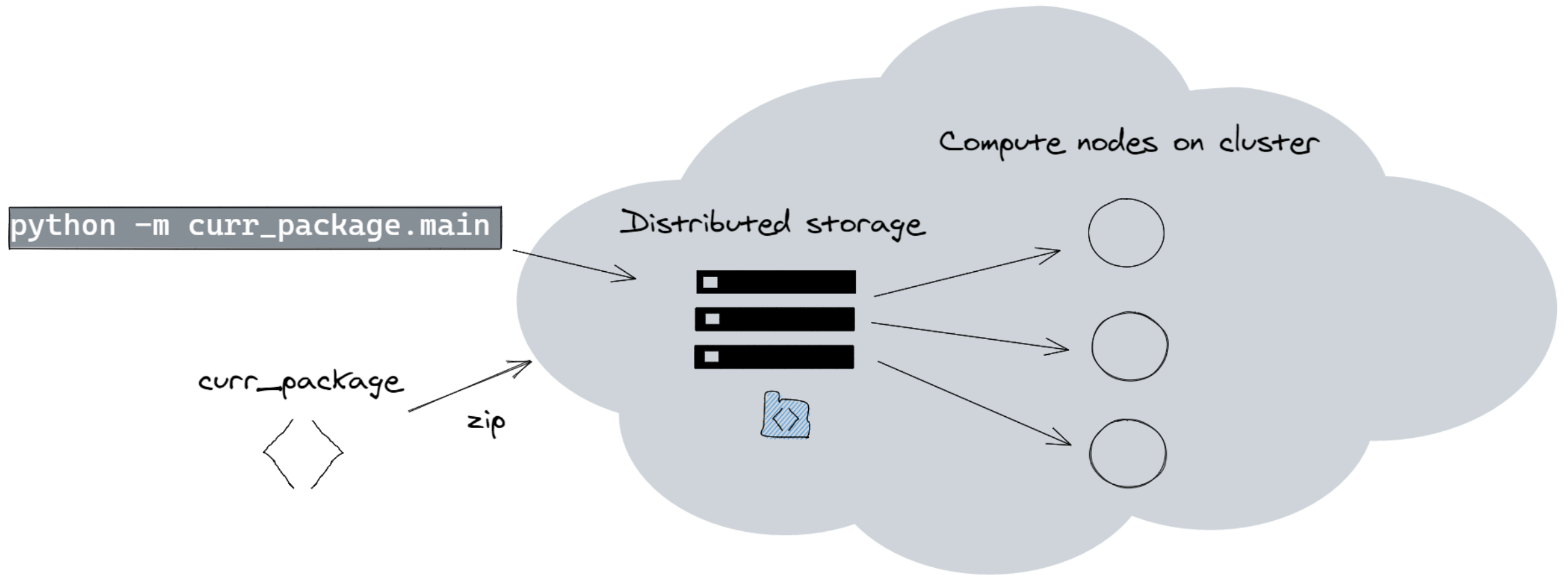
```
(venv) [f.horing]$ pip list
```

Package	Version	Location
curr_package	0.0.1	/home/f.horing/curr_package
pandas	1.0.0	
..		

Uploading the current package



Caching the dependencies on distributed storage



How to upload to S3 storage ?

```
>>> s3 = S3FileSystem(anon=False)
>>> with s3.open(
    "s3://mybucket/myarchive.pex",
    "wb") as dest:
...     with open("myarchive.pex", "rb") as source
...         while True:
...             out = source.read(chunk)
...             if len(out) == 0:
...                 break
...             target.write(out)
```

Listing the uploaded files on S3

```
>>> s3 = S3FileSystem(anon=False)
>>> s3.ls("s3://my-bucket/")
['myarchive.txt']
```


How to connect Spark to S3 ?

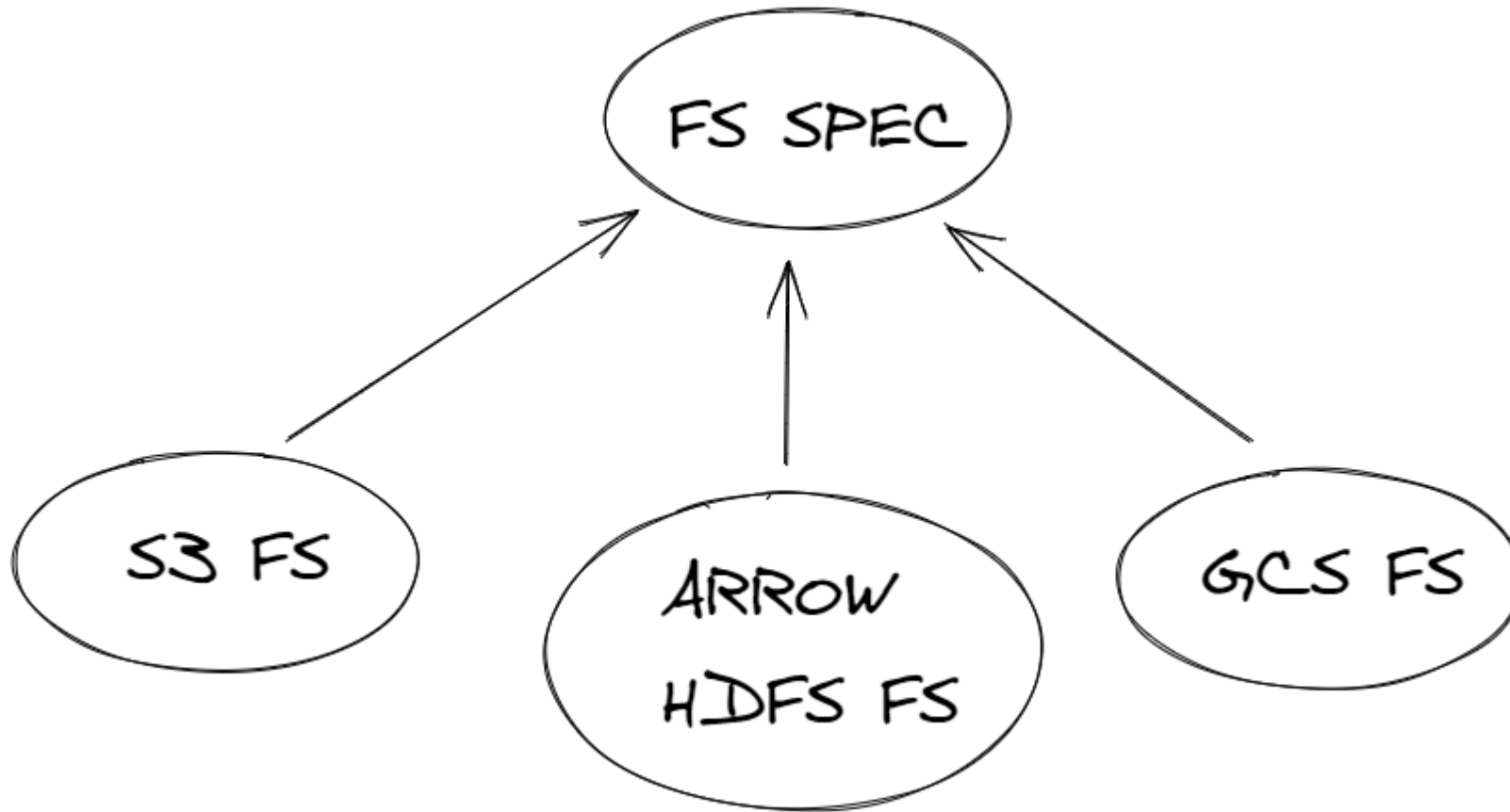
```
def add_s3_params(builder):  
    builder.config(  
        "spark.hadoop.fs.s3a.impl",  
        "org.apache.hadoop.fs.s3a.S3AFileSystem")  
    builder.config(  
        "spark.hadoop.fs.s3a.path.style.access",  
        "true")
```

Uploading the zipped current code

```
archive = upload_env(  
    "s3://mybucket/myarchive.pex")  
builder = spark_session_builder(archive)  
add_s3_params(builder)  
spark = builder.getOrCreate()  
...  
group_by_id_mean(df)
```

Using Filesystem Spec

a generic FS interface in Python



cluster-pack

Virtual env

Distributed Storage

Compute cluster



**The same example with
cluster-pack**

```
import cluster_pack
archive = cluster_pack.upload_env(  
    package_path="s3://test/envs/myenv.pex")
```

```
from pyspark.sql import SparkSession
from cluster_pack.spark \
    import spark_config_builder as scb

builder = SparkSession.builder
scb.add_s3_params(
    builder,
    s3_args)
```

```
scb.add_packaged_environment(  
    builder, archive)  
scb.add_editable_requirements(  
    builder)  
spark = builder.getOrCreate()
```



```
df = spark.createDataFrame(  
    [(1, 1.0), (1, 2.0), (2, 3.0), ..],  
    ("id", "v"))
```

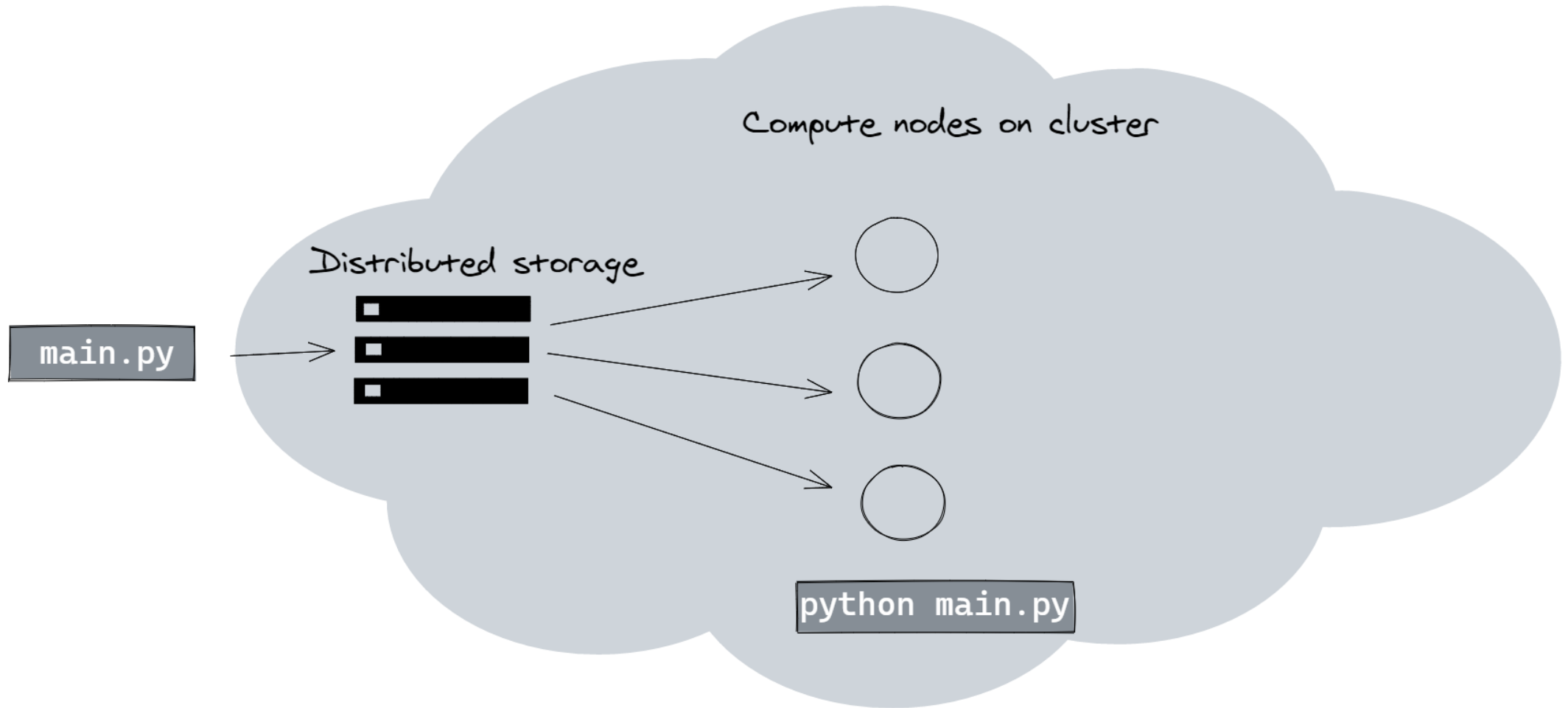
```
def mean_fn(v: pd.Series) -> float:  
    return v.mean()
```

```
mean_udf = pandas_udf(mean_fn, ..)  
df.groupby("id").agg(mean_udf(df['v'])).toPandas()
```

What about conda ?

```
import cluster_pack
cluster_pack.upload_env(
    package_path="s3://test/envs/myenv.pex",
    packer = packaging.CONDA_PACKER
)
```

Running TensorFlow jobs



Links & Credits



Photo by [Kelli McClintock](#) on [Unsplash](#)

<https://github.com/criteo/cluster-pack/blob/master/examples/spark-with-S3/README.md>
<https://spark.apache.org/docs/2.4.4/sql-pyspark-pandas-with-arrow.html#grouped-aggregate>
<https://medium.com/criteo-labs/packaging-code-with-pex-a-pyspark-example-9057f9f144f3>
<https://github.com/criteo/cluster-pack>
<https://github.com/dask/s3fs>
https://github.com/intake/filesystem_spec

